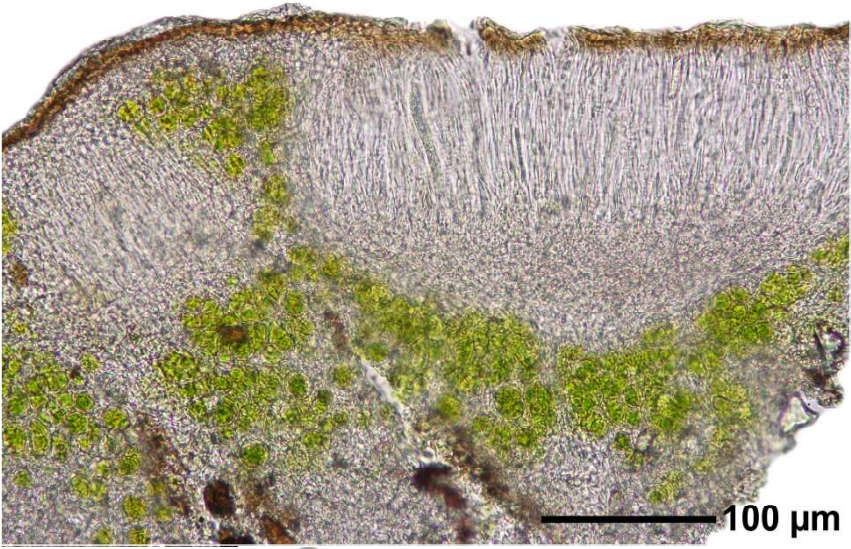


*Acarospora nitrophila* H.Magn.

Thallus dunkelbraun, Areolen 0.1-0.5 mm, K-, C-, KC-. Ap.-Scheiben 0.1-0.5 mm weit. Ap.-Rand ca. 0.13 mm. Epithecium braun, 13  $\mu$ m; Hymenium hyalin, J+ rot, K&J+ blau, ca. 107  $\mu$ m; Hypothecium hell, ca. 45  $\mu$ m; Sporen zu mehr als 100, ca. 3.8 x 1.5  $\mu$ m. Paraphysen ca. 1.3  $\mu$ m dick, oben die gebräunten Spitzen bis 2.5  $\mu$ m

[17985], Germany, Baden-Württemberg, Kreis Göppingen, Wangen, Johann-Sebastian-Bach-Str. 14, 48.72438° N, 9.60360° E, 370 m, auf altem Markisenstoff. TK 7223/4. Leg. Schumm 27.04.2012.



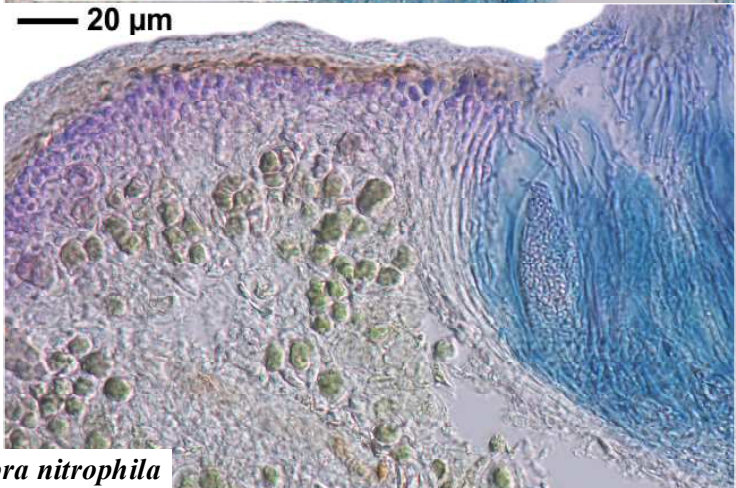
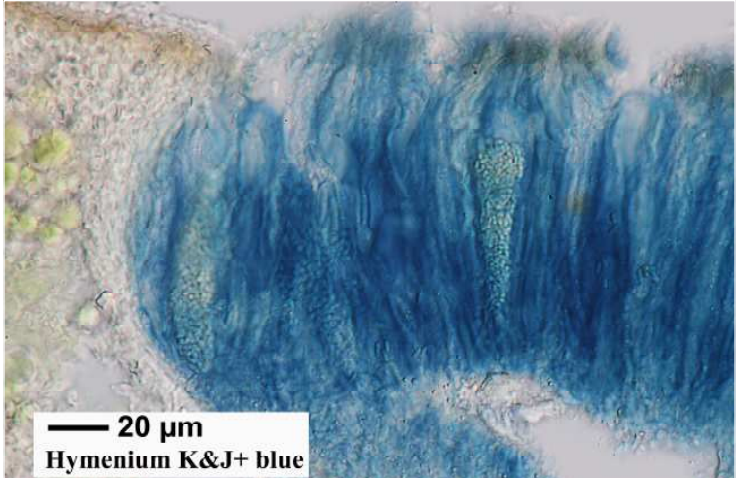
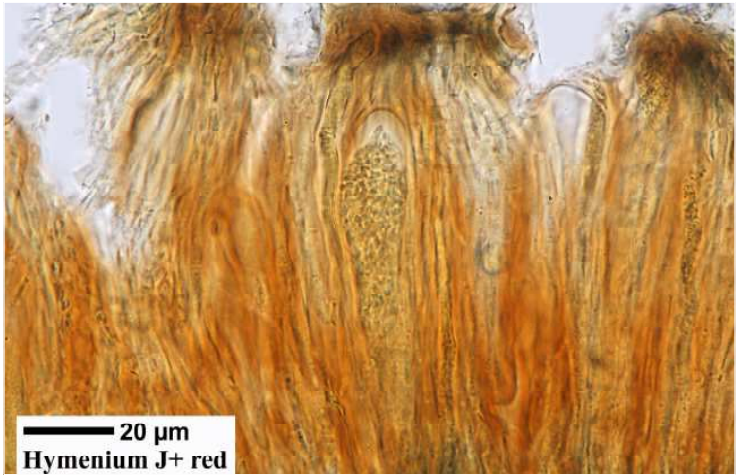


100 µm

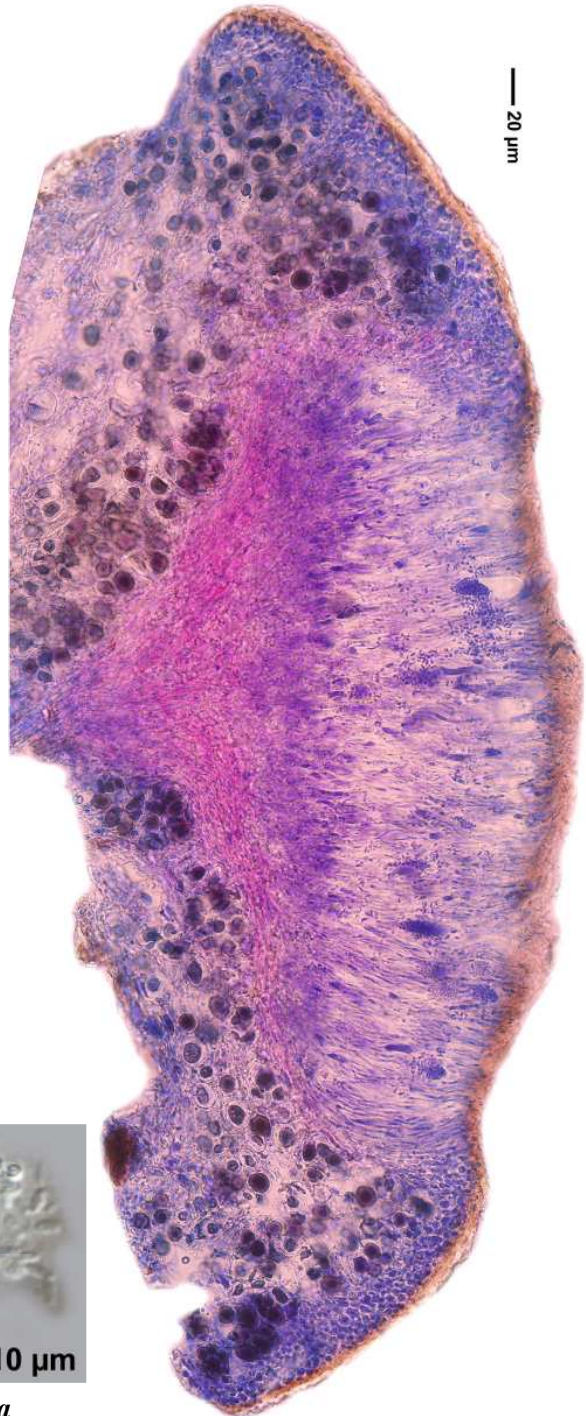


*Acarospora nitrophila*

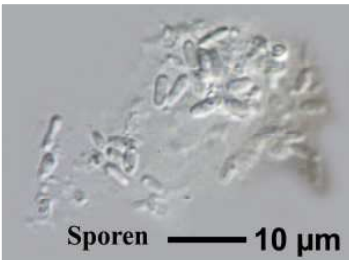




*Acarospora nitrophila*



— 20 μm



Sporen — 10 μm

*Acarospora nitrophila*