




Acarospora smaragdula (Wahlenb.) A.Massal.

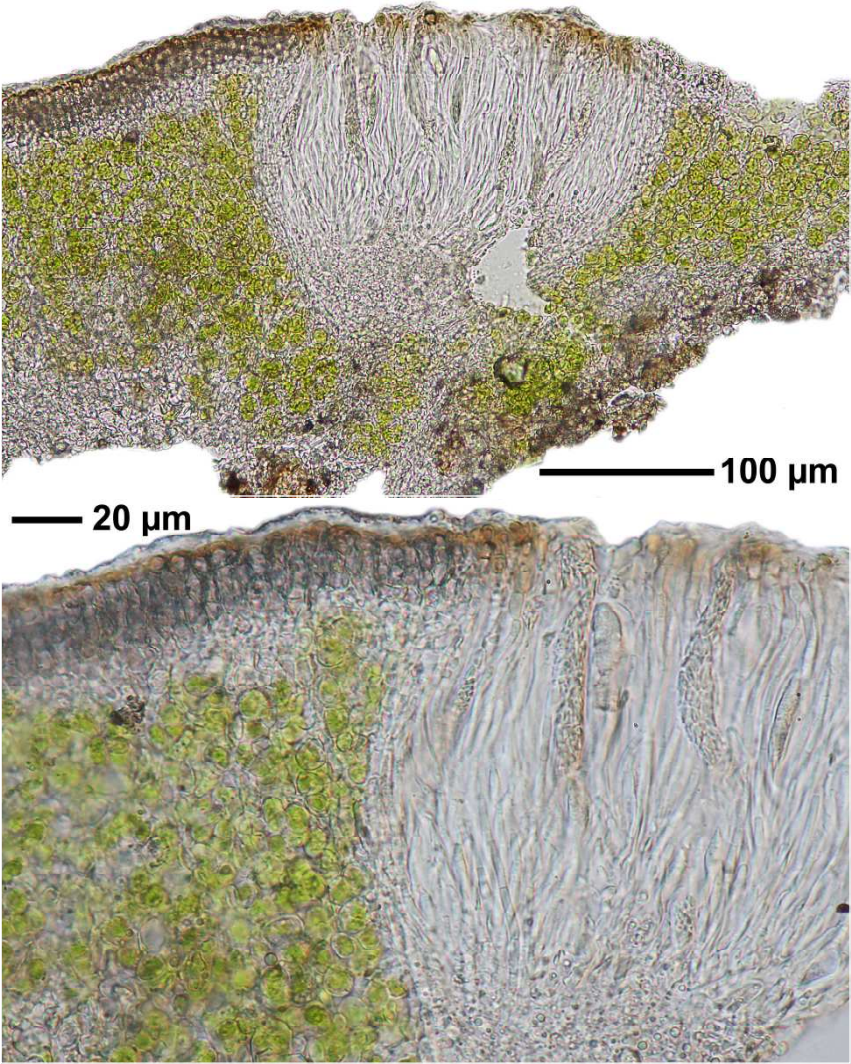
Sporen klein, zu mehr als 100, $5 \times 1 \mu\text{m}$. Paraphysen in der Mitte $1-1.5 \mu\text{m}$, an der Spitze manchmal bis auf $5 \mu\text{m}$ angeschwollen. Hymenium $130 \mu\text{m}$ hoch, J+ rot. Thallus K- (auch im mikroskopischen Schnitt), C-

[17269], Germany, Baden-Württemberg, Schwarzwald-Baar-Kreis, zwischen Villingen und Stockburg, ca. 3 km NW von Villingen, TK: 7916, 48.071988°N , 8.419199°E , 740 m, auf Granitfelsen. Leg et det. Schumm 03.06.2011.



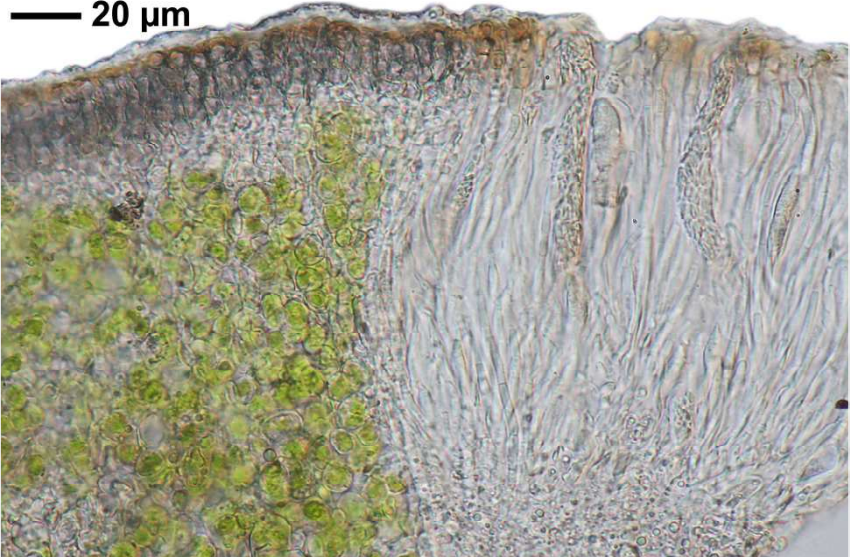


Acarospora smaragdula



Acarospora smaragdula

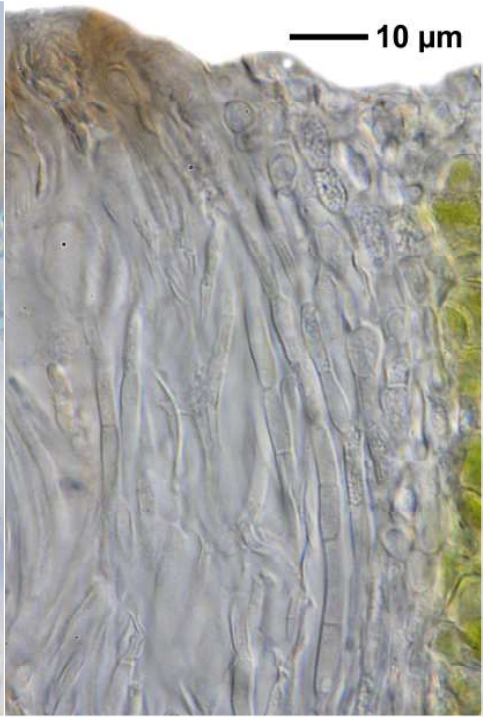
— 20 μm




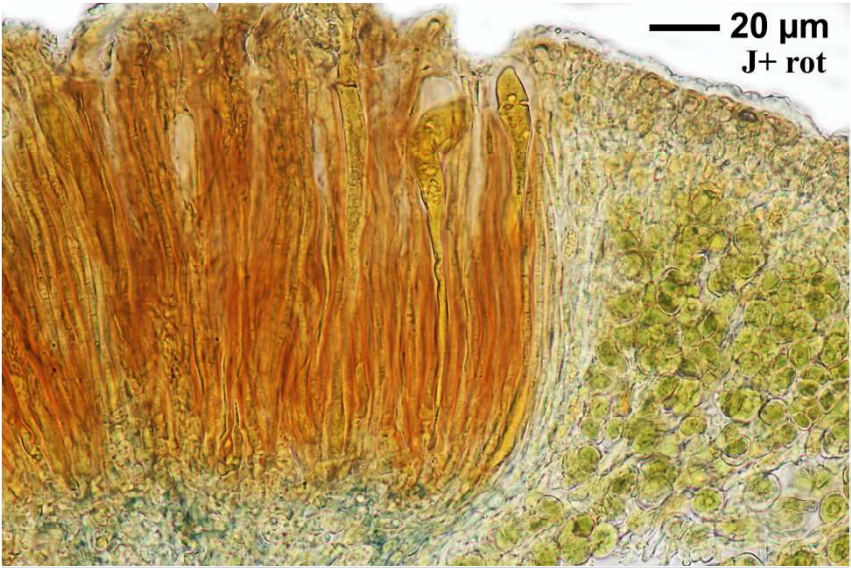
— 10 μm



— 10 μm



Acarospora smaragdula



Acarospora smaragdula