
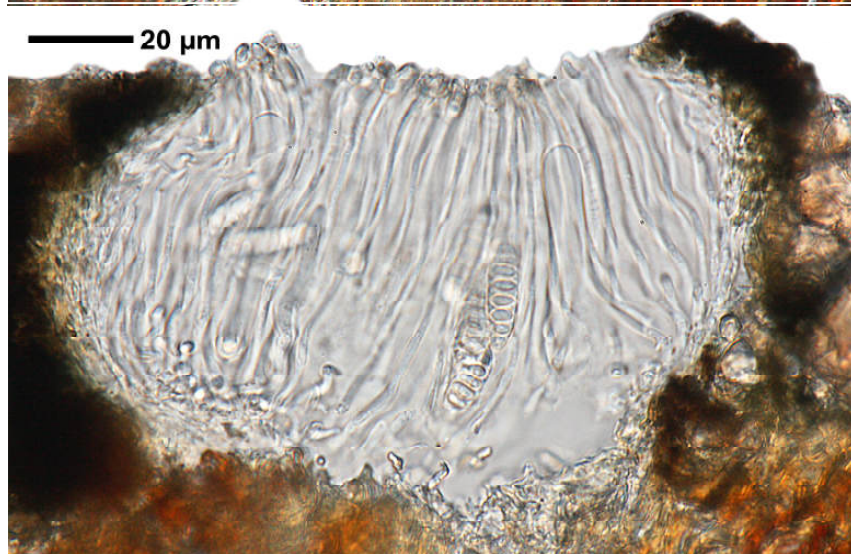
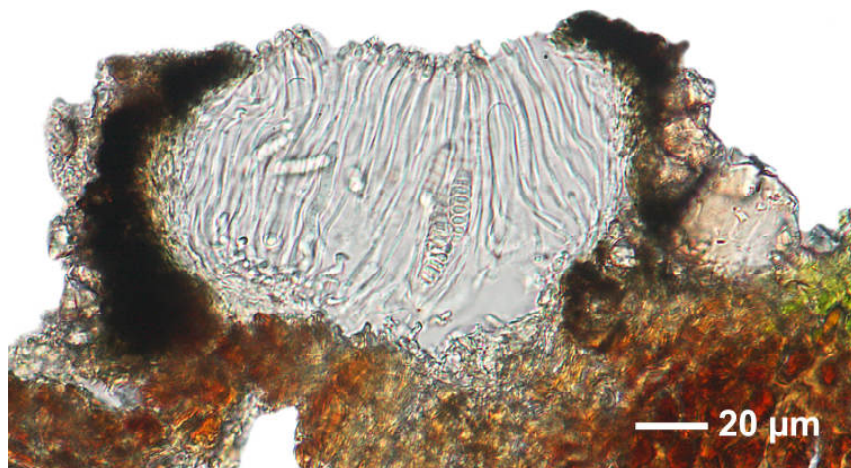



Graphis librata C.Knight

Thallus grey-white. Lirellae immersed to erumpent, with lateral thallin margin. Labia entire, laterally carbonized. Hamathecium not inspersed. Paraphyses branched only at the tips. Ascospores hyaline, 7-8-septate, septae J+ violet, 8/ascus, 22-29 x 5 μm . Pycnospores 3 x 1 μm . Chemistry: thallus K+ red, norstictic acid.

[17593], Thailand, Trat province, Ban Phu Resort, 12.16619° N, 102.56977° E, 8 m. Leg. Schumm (IAL 7) 17.01.2012, det. Schumm.







Graphis librata



Graphis librata