




Parmotrema rigidum (Lyngé) Hale (1974)

Thallus mineral grey, loosely attached, ciliate, white maculate. Isidia and soredia absent. Lower surface black, but with very broad, \pm white, naked zone along the margins. Apothecia common, pedicellate, disc perforate. Ascospores hyaline, simple, 8/ascus, 7-12 x 14-19 μm . Chemistry: cortex K⁺ yellow; medulla K⁻, C⁻, KC⁺ red, P⁻; atranorin, alectoronic acid. Note: nearly indistinguishable from *Parmotrema perforatum* without chemical tests.

[11653], USA, North Carolina, Carteret County: Cape Lookout National Seashore, Shackleford Banks, 3 miles (4,8 km) SSE of Beaufort, 34°41'01" N, 76°38'22" W, 2 m. Maritime forest dominated by *Quercus virginiana* and *Juniperus silicicola*, on bark. Leg. Robert S. Egan 19. March 2003 (Nr. EL-16,058, Tuckerman Workshop Foray Locality 6).





Parmotrema rigidum