
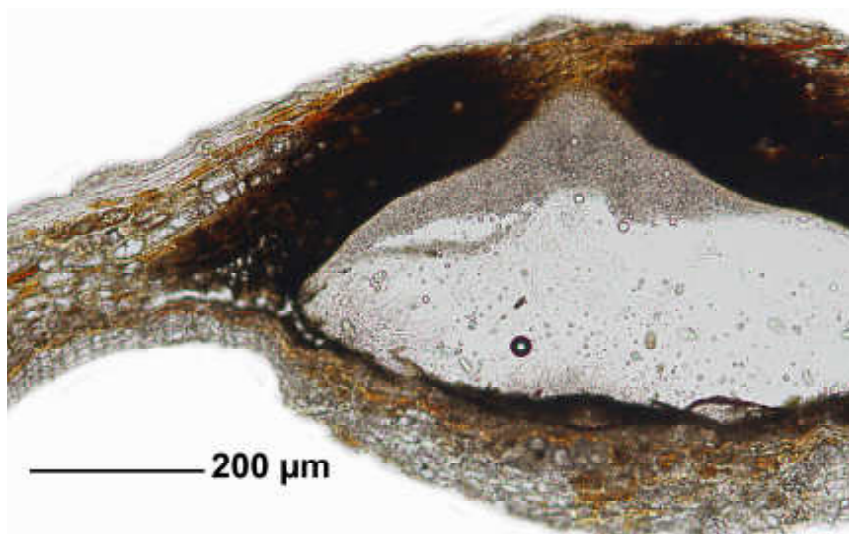


*Pyrenula macrocarpa* A.Massal. (1852)

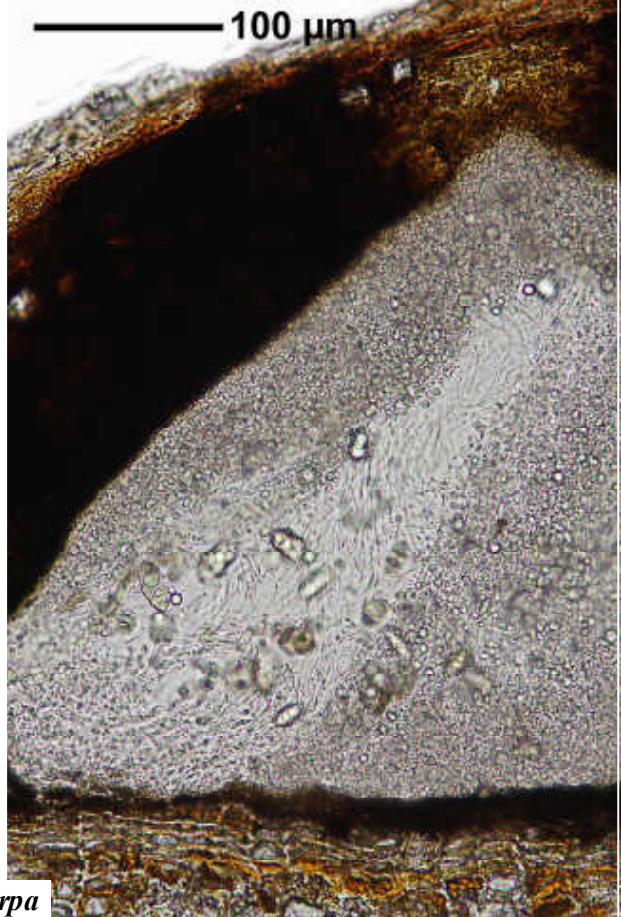
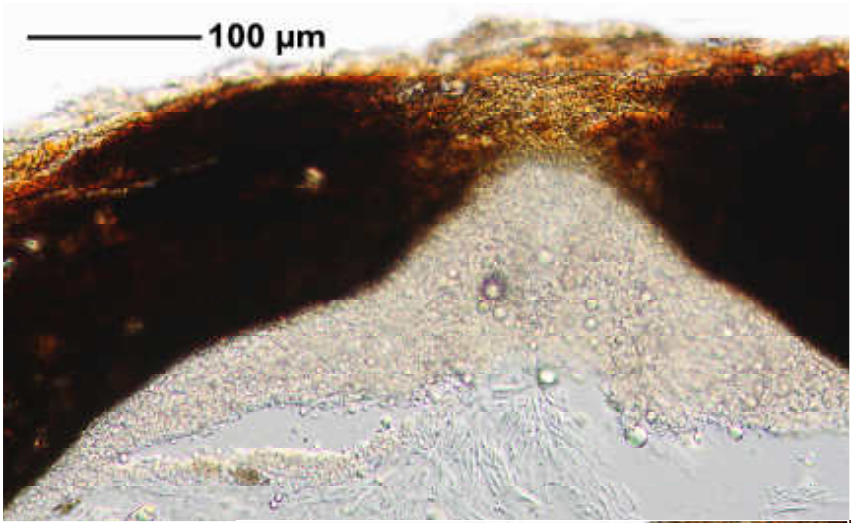
Ascospores first colourless, then grey-brown, especially when young somewhat pointed to the ends, c. 29-31 x 10-14  $\mu$ m. Nucleus K-. Filaments unbranched. Hamathecium usually not inspersed (but in the pictured specimen with various big drops, which are not joined at the filaments). Lit. Aptroot et al. 2008 (Bibl. Lich. Bd. 97)

[15375], La Reunion, Foret de Bébour, Sentier de Piton Bébour; 21,12860°S, 55,56962°E, 1300 m. Leg. Schumm 12.09.2009, det. Aptroot 2011.





*Pyrenula macrocarpa*



*Pyrenula macrocarpa*