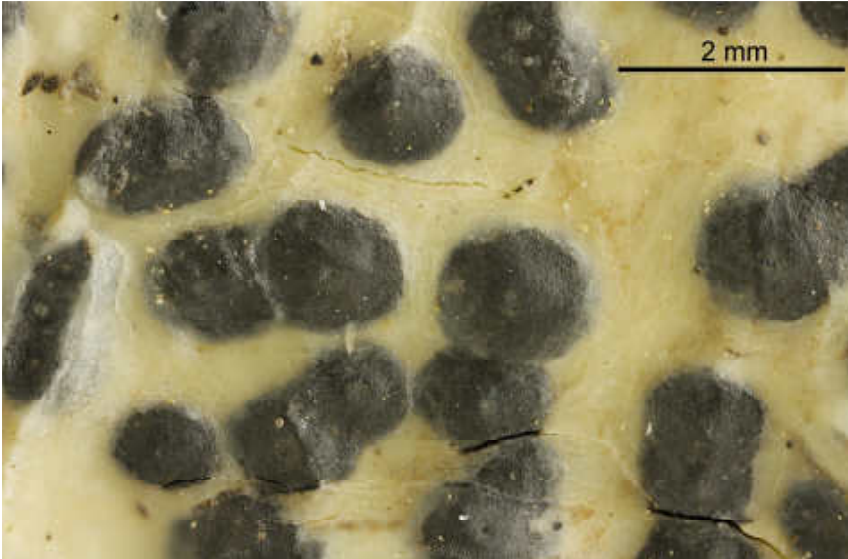




*Pyrenula massariospora* (Starbäck) R.C.Harris (1989)

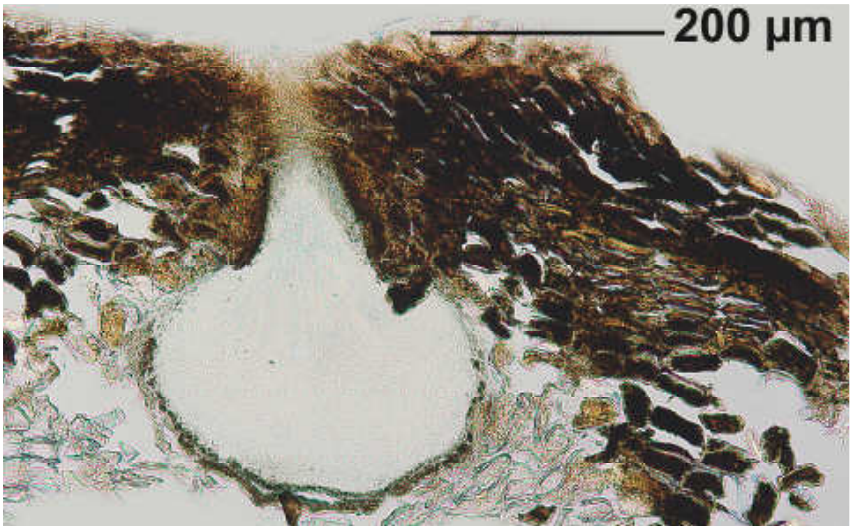
Thallus ohne Pseudocyphellen. Perithecienvand ohne Kristalle. Hamathecium inspers. Sporen graubraun 8/Ascus, 3-septiert, 18-25(-29) x 6-9(-11) µm. Chemie: Nil. Lit. Aptroot et al. (2008, Bibl. Lichenolog. Bd. 97)

[15233], La Reunion, Grand Etang (See) südwestlich von St-Benoit; 21,09641° S, 55,65327° E, 540 m. Leg. Schumm & Frahm 09.09.2009, det Aptroot 2011.





*Pyrenula massariospora*



*Pyrenula massariospora*