

Roccella fuciformis (L.) DC. (1805)

Roccella fuciformis f. *ensiformis* Vain. (1924)

Roccella fuciformis var. *arborea* DC. (1805)


Roccella fuciformis var. *elongata* C. Bolle ex Darb. (1898)

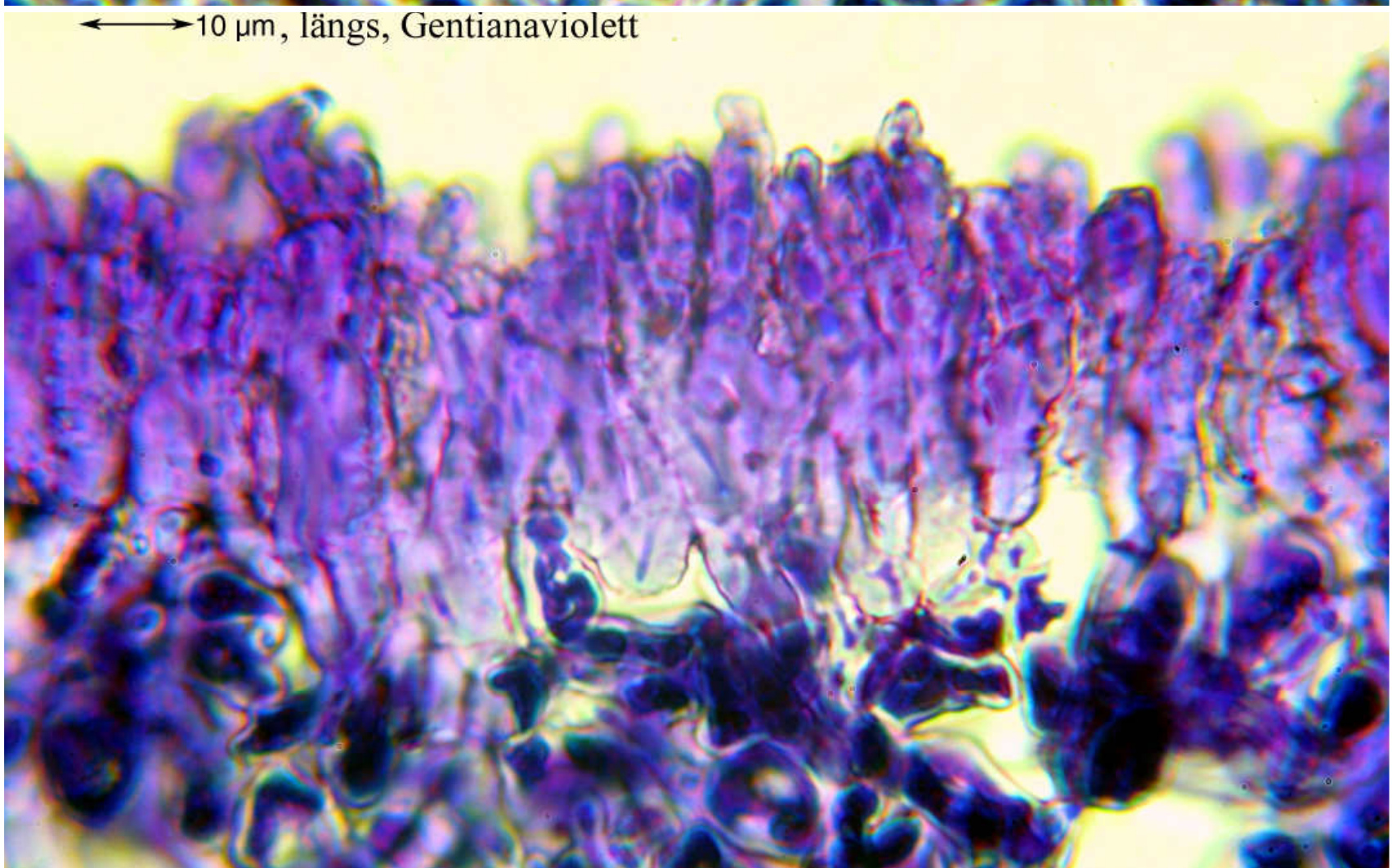
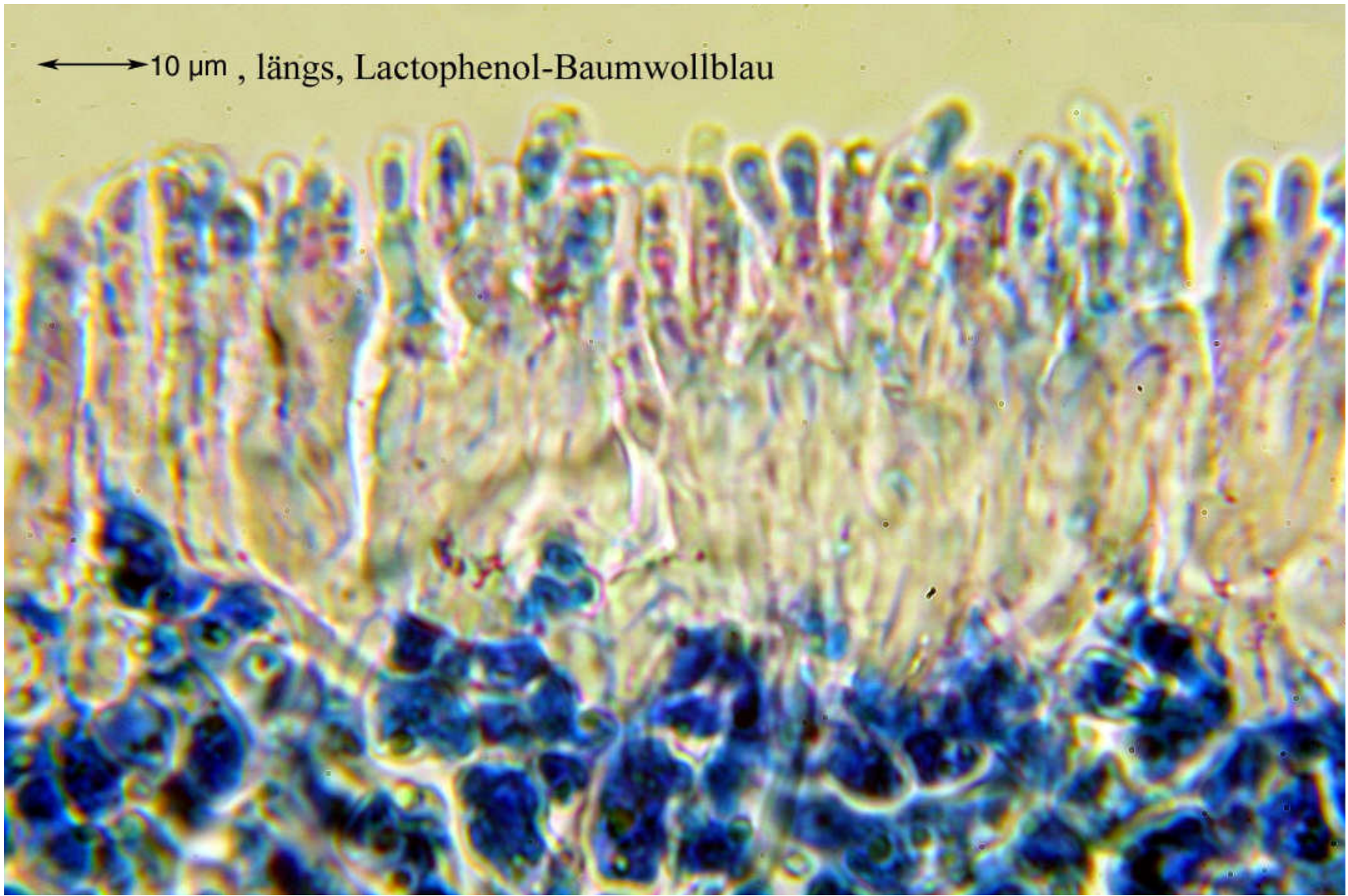
Roccella fuciformis var. *palmetta* Darb. (1898)

Roccella tinctoria var. *fuciformis* (DC.) Bab. (1839)

Thallus saxicolous, rarely corticolous, grey, soresiate, texture firm, applanate, surface smooth, holdfast internally white to brown. Cortex palisade plectenchyma. Apothecia rare, round. Hypothecium black. Ascospores hyaline, 3-septate, $20\text{--}27 \times 5\text{--}9 \mu\text{m}$. Cortex C –, K –, Pd –, subcortex C –, medulla C –, IKI+ violet, soralia C + red, major substances erythrin, leprarin. – Azores, Madeira, Selvagem Isles, Canary Isles, Cape Verde Islands, W. Mediterranean Europe.

Spanien, Kanarische Inseln, Teneriffa, Puerto de la Cruz, nahe der Hotelanlage La Romantica, auf Mauern. Leg. et det Schumm 15.03.1978. [7272]





Roccella fuciformis