



*Thelocarpon intermediellum* Nyl. (1865)

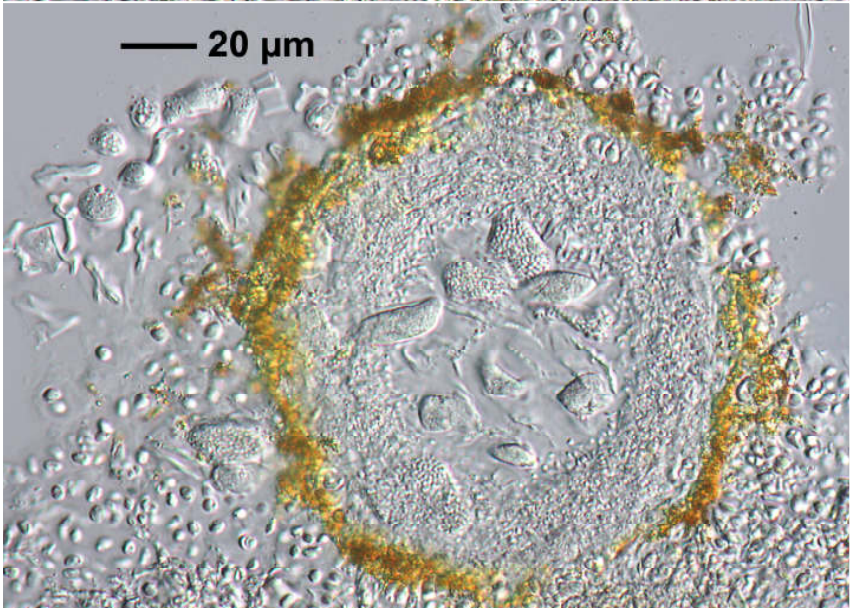
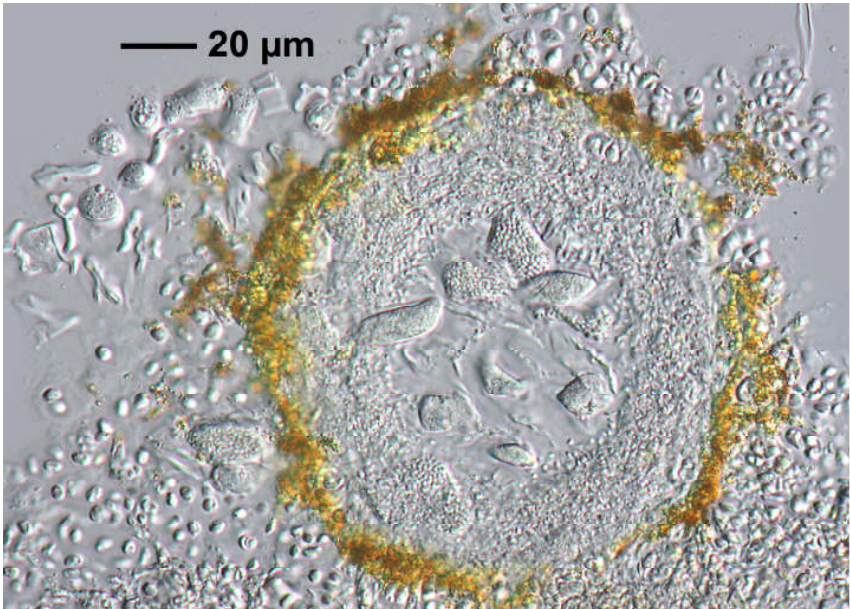
Perithechien gelb bereift (Pulvinsäurederivate) , aufsitzend, kugelig, 0.15-0.25 mm groß, ohne Algen. Asci K&J zartblau, ohne Apicalstruktur. Sporen hyalin,1-zellig, 3-4 x 1.5 µm, zu sehr vielen im Ascus.

[17494], Germany, Nordrhein Westfalen, Bergisches Land, Solingen, Tal der Wupper, auf Kiefern-Totholz, ca. 150 m, MTB 4808/4. Leg. Dieter Gregor Zimmermann 14.05.2011, det. Zimmermann.






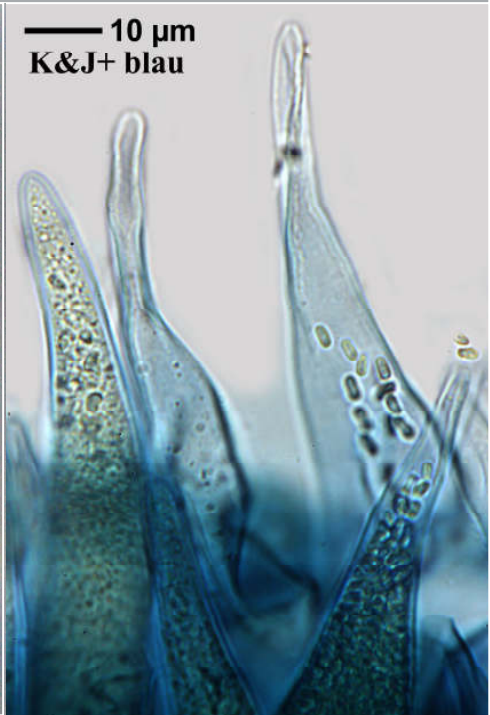
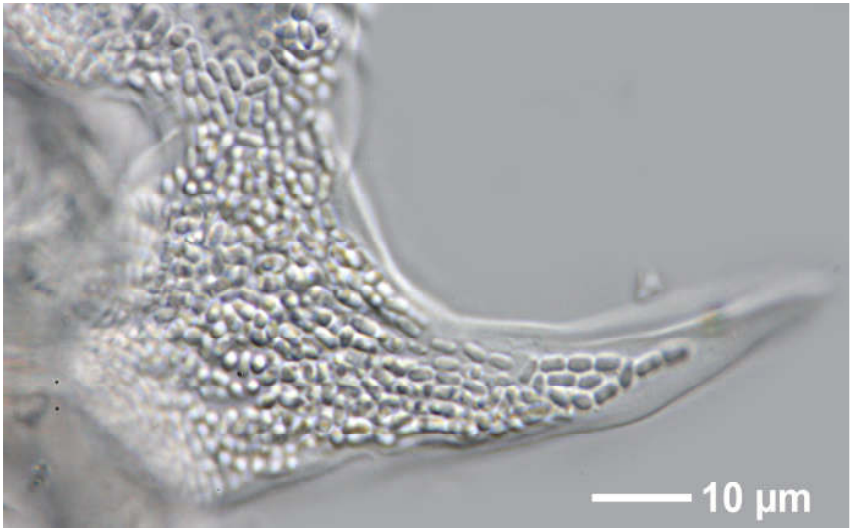
*Thelocarpon intermediellum*



*Thelocarpon intermediellum*



*Thelocarpon intermediellum*



*Thelocarpon intermediellum*